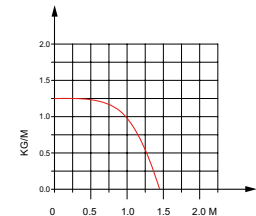
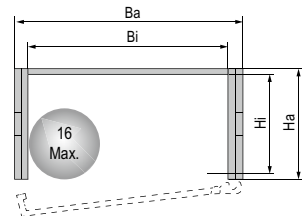


J18BF.1.N

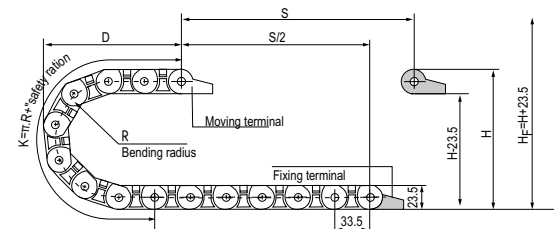
Series of J18BF.1.N Semi-enclosed type interior opening

JFLO[®]



◎ Suitable for 16mm or less of cable.

Basic technical data

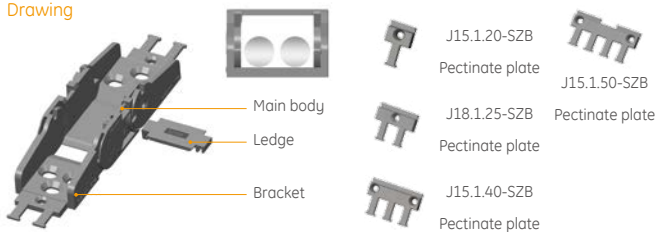


Pitch=33.5mm,link per meter=30,length of chain=S/2+K,S=stroke.K= π ·R+"safety ration"

	R	28	38	48	60	75
H	80	100	120	144	174	
D	74	84	94	106	121	
K	168	201	235	268	335	

Actual mounting height:H_f=H+23.5mm/load 0.5kg/m

Drawing

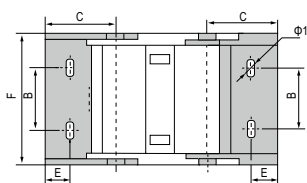


Cable Chain No.	Hi	Bi	Ha	Ba	Styles	Bending radius R	Bracket type and parameters								
							Applicable bracket type	Bore diameter Φ1	mm hole distance						Bracket No.
									A	B	C	D	E	F	
J18BF.1.18N	18	18	23.5	29	BF.N	28,38,48	X ₂	5.2*7L 5.2	B1=12 B2=10	33	15	29	J18BF.1.18N-XJT		
J18BF.1.25N	18	25	23.5	36	BF.N	28,38,48,60,75	X ₄	5*10L	10	B1=16 B2=14	38	8	36	J18BF.1.25N-XJT	
J18BF.1.37N	18	37	23.5	49	BF.N	28,38,48,75	X ₄	5.2*7L	11	25	33	7	49	J18BF.1.37N-XJT	
J18BF.1.50N	18	50	23.5	61	BF.N	28,38,48,75	X ₄	5.2*8L	7.6	35	33	5	61	J18BF.1.50N-XJT	

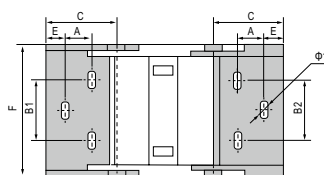
unit: mm

Note: N indicates that the interior opening

Fix bracket type and parameters (See table)



X₂ type bracket



X₆ type bracket

Order Example

Sample: inner height 18mm, inner width 18mm, radius 38mm, length 30 links/1 meter chain

J18BF.1.18N R38 1000mm /30 Links

Bracket J18BF.1.18N-XJT 1 Set

Accessories

Note: Various sizes can be customized according to customer requirements.