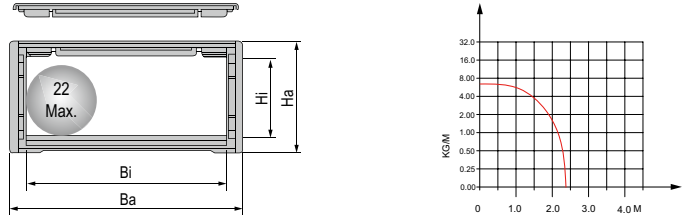


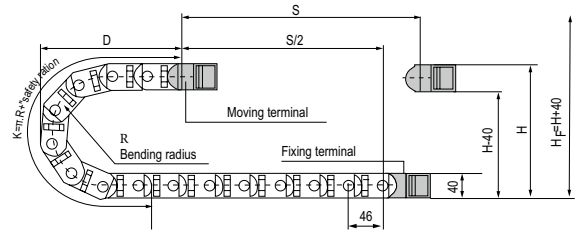
# J25F.1.S

Series of J25F.1.S-Enclosed type both side opening



◎ Suitable for 22mm or less of cable.

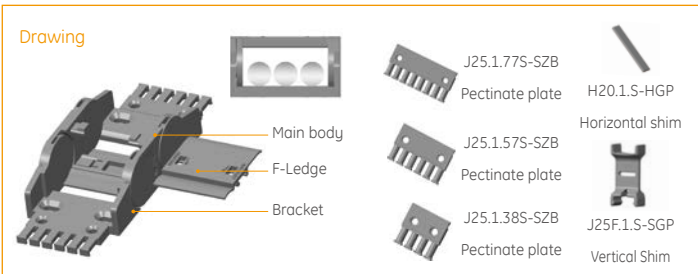
## Basic technical data



Pitch=46mm, link per meter=22, length of chain=S/2+K, S=stroke.  $K = \pi \cdot R + \text{"safety ration"}$

R	75	100	125	150	225
H	190	240	290	340	490
D	141	166	191	216	291
K	368	414	506	598	828

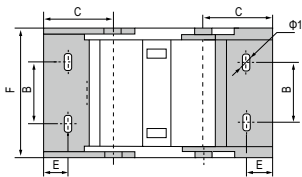
Actual mounting height:  $H_f = H + 40\text{mm}$  (load 1.0kg/m)



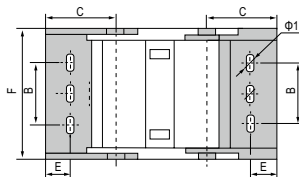
Cable Chain No.	Hi	Bi	Ha	Ba	Styles	Bending radius R	Bracket type and parameters						Bracket No.		
							Applicable bracket type	Bore diameter $\Phi 1$	mm hole distance						
J25F.1.38S	25	38	40	55	F.S	75,100,125, 150,225	X <sub>2</sub>	6*12L		25	47		10	54	J25F.1.38S-XJT
J25F.1.50S	25	50	40	67	F.S		F-F	6	13	63	47	15	13	72	J25F.1.38S-FJT
J25F.1.57S	25	57	40	74	F.S		X <sub>2</sub>	6*12L		44	43		10	73	J25F.1.57S-XJT
J25F.1.60S	25	60	40	77	F.S		F-F	6	13	82	47	15	13	91	J25F.1.57S-FJT
J25F.1.75S	25	75	40	92	F.S		F-F	6	13	85	47	15	13	94	J25F.1.60S-FJT
J25F.1.77S	25	77	40	94	F.S		F-F	6	13	100	47	15	13	109	J25F.1.75S-FJT
J25F.1.100S	25	100	40	117	F.S		X <sub>5</sub>	6*12L		64	43		10	93	J25F.1.77S-XJT
							F-F	6	13	102	47	15	13	111	J25F.1.77S-FJT
							F-F	6	13	125	47	15	13	134	J25F.1.100S-FJT

Note: S indicates that the both side open

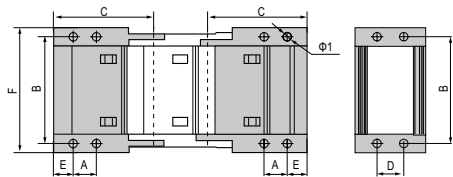
## Fix bracket type and parameters (See table)



X<sub>2</sub> type bracket



X<sub>5</sub> type bracket



F-F type bracket

## Order Example

Sample: inner height 25mm, inner width 38mm, radius 75mm, length 22 links/1 meter

Chain J25F.1.38S R75 1000mm /22 Links

Bracket J25F.1.38S-XJT 1 Set

Accessories 1 vertical shim/1 horizontal shim can be mounted in every link

Note: Various sizes can be customized according to customer requirements.