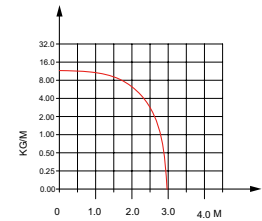
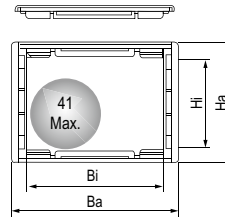


J45F.1.S

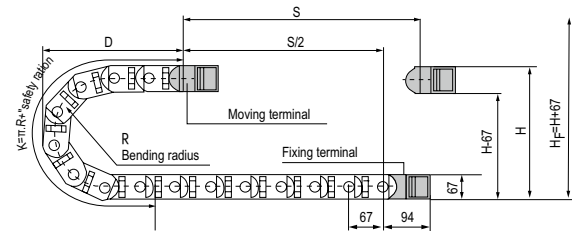
Series of J45F.1.S-Enclosed type both side opening

JFLO[®]



◎ Suitable for 41mm or less of cable.

Basic technical data

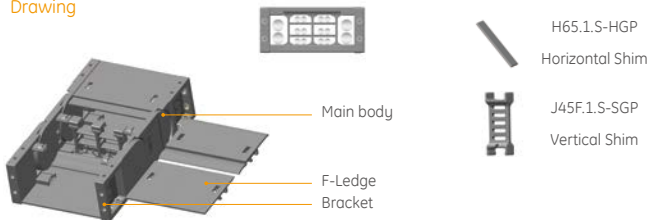


Pitch=67mm, link per meter=15, length of chain= $S/2+K$, S =stroke. $K=π \cdot R$ +\"safety ration\"

	R	125	150	175	200	225	250	300
H	317	367	417	467	517	567	667	
D	226	251	276	301	326	351	401	
K	536	670	737	804	871	938	1139	

Actual mounting height: $H_f=H+67\text{mm}$ (load 2.2kg/m)

Drawing

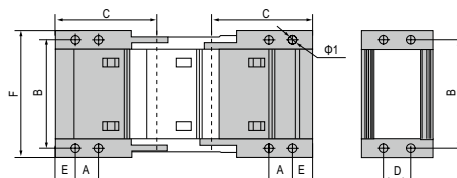


Cable Chain No.	Hi	Bi	Ha	Ba	Styles	Bending radius R	Bracket type and parameters								
							Applicable bracket type	Bore diameter $\Phi 1$	mm hole distance						Bracket No.
									A	B	C	D	E	F	
J45F.1.75S	45	75	67	99	F.S	125,150, 175,200,225, 250,300	F-F	6	24	90	94	26	15	105	J45F.1.75S-FJT
J45F.1.100S	45	100	67	124	F.S		F-F	6	24	115	94	26	15	130	J45F.1.100S-FJT
J45F.1.125S	45	125	67	149	F.S		F-F	6	24	140	94	26	15	155	J45F.1.125S-FJT
J45F.1.150S	45	150	67	174	F.S		F-F	6	24	165	94	26	15	180	J45F.1.150S-FJT
J45F.1.175S	45	175	67	199	F.S		F-F	6	24	190	94	26	15	205	J45F.1.175S-FJT

unit: mm

Note: S indicates that the both side open

Fix bracket type and parameters (See table)



F-F type bracket

Order Example

Sample: inner height 45mm, inner width 75mm, radius 125mm, length 15 links/1 meter

Chain J45F.1.75S R125 1000mm /15 Links

Bracket J45F.1.75S -XJT 1 Set

Accessories 1 vertical shim/1 horizontal shim can be mounted in every link

Note: Various sizes can be customized according to customer requirements.