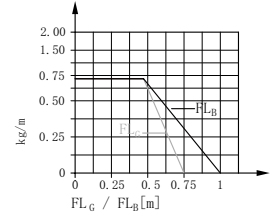
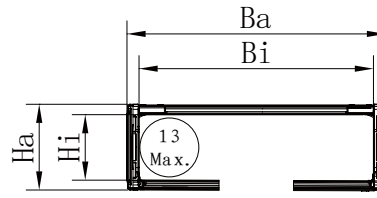


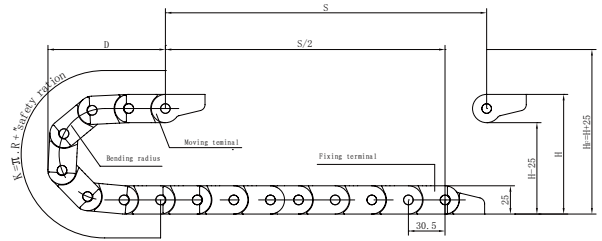
JE19Q.1.F

Series of JE19Q.1.F Bridge type Convenient type



◎ Suitable for 13mm or less of cable.

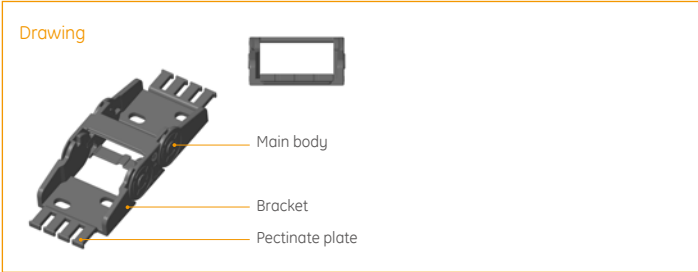
Basic technical data



Pitch=30.5mm, link per meter=33, length of chain=S/2+K, S=stroke. K=π.R+\"safety ration\"

R	28	38	48	75	100
H	81	101	121	175	225
D	71	81	91	118	143
K	153	183	214	305	397

Actual mounting height: $H_f = H + 25\text{mm}$ (load 0.1kg/0.5m)




Cable Chain No.	Hi	Bi	Ha	Ba	Styles	Bending radius R	Bracket type and parameters						Bracket No.		
							Applicable bracket type	Bore diameter $\phi 1$	(mm) hole distance						
A	B	C	D	E	F										
JE19Q.1.25F	18.5	25	25	36		28,38,48,75,100	X ₆	6.5*10.5L	14	10	38		7		JE19Q.1.25F-XJT

(unit: mm)

Note: F indicates that the Convenient type

Fix bracket type and parameters (See table)



* Optional: Guide supporting solution See P092

Order Example

Sample: inner height 11mm, inner width 10.2mm, radius 18mm, length 50 links/1 meter

Chain JE19Q.1.10F R28 1000mm /50 Links

Bracket JE19Q.1.10F-XJT 1 (Set)

Accessories

Note: Various sizes can be customized according to customer requirements.