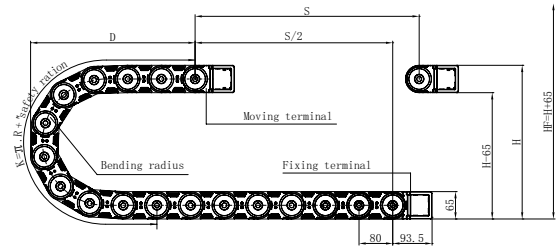


⊗ Suitable for 40mm or less of cable.

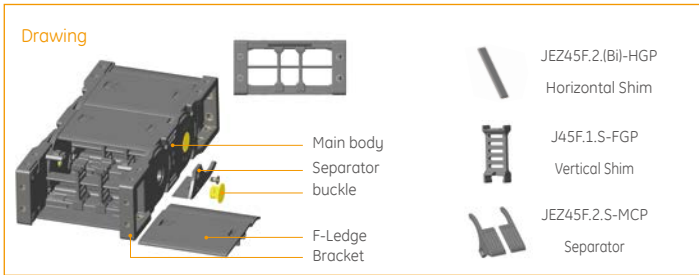
#### Basic technical data



Pitch=80mm,link per meter=13,length of chain=S/2+K,S=stroke.K= π .R+ "safety ration"

R	100	125	150	200	250	300
H	265	315	365	465	565	665
D	213	238	263	313	363	413
K	480	560	640	800	960	1120

Actual mounting height:H<sub>f</sub>=H+65mm(load 28kg/m)

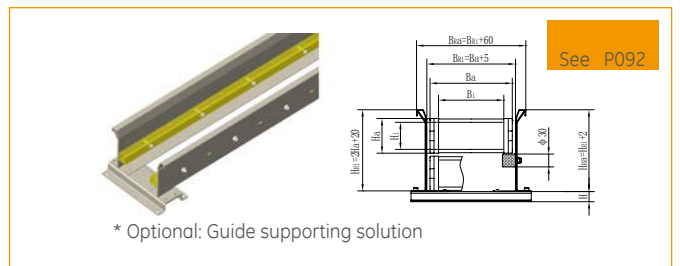
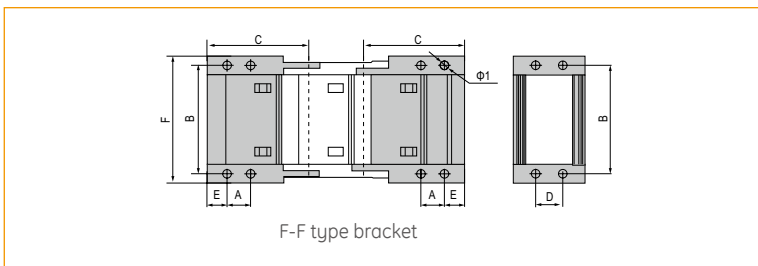


Cable Chain No.	Hi	Bi	Ha	Ba	Styles	Bending radius R	Bracket type and parameters								
							Applicable bracket type	Bore diameter Φ1	(mm) hole distance					Bracket No.	
									A	B	C	D	E		F
JEZ45F.2.50S	45	50	65	76.2	F.S	100.125. 150.200. 250.300	F-F	6	23.5	68	93.5	25.5	16	83.5	JEZ45F.2.50S-FJT
JEZ45F.2.60S	45	60	65	86.2	F.S		F-F	6	23.5	78	93.5	25.5	16	93.5	JEZ45F.2.60S-FJT
JEZ45F.2.75S	45	75	65	101.2	F.S		F-F	6	23.5	93	93.5	25.5	16	108.5	JEZ45F.2.75S-FJT
JEZ45F.2.90S	45	90	65	116.2	F.S		F-F	6	23.5	108	93.5	25.5	16	123.5	JEZ45F.2.90S-FJT
JEZ45F.2.100S	45	100	65	126.2	F.S		F-F	6	23.5	118	93.5	25.5	16	133.5	JEZ45F.2.100S-FJT
JEZ45F.2.125S	45	125	65	151.2	F.S		F-F	6	23.5	143	93.5	25.5	16	158.5	JEZ45F.2.125S-FJT
JEZ45F.2.130S	45	130	65	156.2	F.S		F-F	6	23.5	148	93.5	25.5	16	163.5	JEZ45F.2.130S-FJT
JEZ45F.2.150S	45	150	65	176.2	F.S		F-F	6	23.5	168	93.5	25.5	16	183.5	JEZ45F.2.150S-FJT
JEZ45F.2.175S	45	175	65	201.2	F.S		F-F	6	23.5	193	93.5	25.5	16	208.5	JEZ45F.2.175S-FJT
JEZ45F.2.200S	45	200	65	226.2	F.S		F-F	6	23.5	218	93.5	25.5	16	233.5	JEZ45F.2.200S-FJT

(unit): mm

Note: F.S Enclosed open of both side, F-F: enclosed type bracket, Different serial number indicates the difference rank type of fixing holes

#### Fix bracket type and parameters (See table)



See P092

\* Optional: Guide supporting solution

#### Order Example

Sample: inner height 45mm, inner width 50mm, radius 100mm, length 13 links/1 meter  
 Chain JEZ45F.2.50S R100 1000mm /13 Links (Physical length: ± 2mm)  
 Bracket JEZ45F.2.50S-FJT 1 (Set)  
 Accessories 1 vertical shim/1 horizontal shim can be mounted in every link