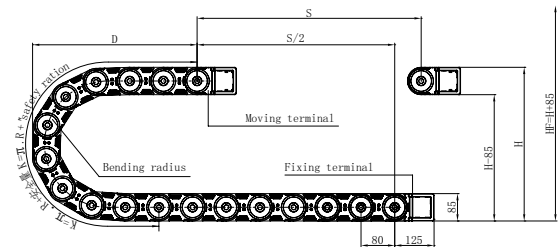


◎ Suitable for 60mm or less of cable.

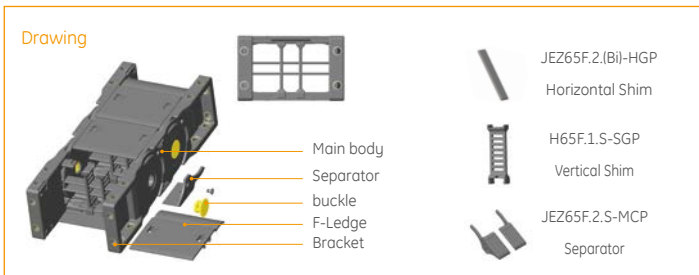
#### Basic technical data



Pitch=80mm, link per meter=22, length of chain=S/2+K, S=stroke. K=π.R+ "safety ration"

	R	125	150	200	250	300	400	500
H	335	385	485	585	685	885	1085	
D	248	273	323	373	423	523	623	
K	560	640	800	960	1120	1440	1760	

Actual mounting height:  $H_f = H + 85\text{mm}$  (load 3kg/m)

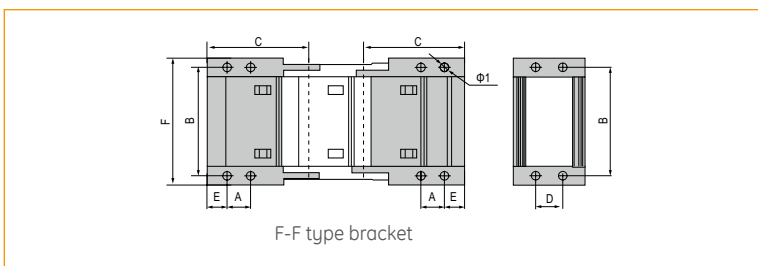


Cable Chain No.	Hi	Bi	Ha	Ba	Styles	Bending radius R	Bracket type and parameters									
							Applicable bracket type	Bore diameter $\phi 1$	(mm) hole distance						Bracket No.	
									A	B	C	D	E	F		
JEZ65F.2.50S	65	50	85	81.6	F.S	125.150.200 250.300.400 500	F-F	9	35	72	125	45	20	90	JEZ65F.2.50S-FJT	
JEZ65F.2.60S	65	60	85	91.6	F.S		F-F	9	35	82	125	45	20	100	JEZ65F.2.60S-FJT	
JEZ65F.2.75S	65	75	85	106.6	F.S		F-F	9	35	97	125	45	20	115	JEZ65F.2.75S-FJT	
JEZ65F.2.90S	65	90	85	121.6	F.S		F-F	9	35	112	125	45	20	130	JEZ65F.2.90S-FJT	
JEZ65F.2.100S	65	100	85	131.6	F.S		F-F	9	35	122	125	45	20	140	JEZ65F.2.100S-FJT	
JEZ65F.2.125S	65	125	85	156.6	F.S		F-F	9	35	147	125	45	20	165	JEZ65F.2.125S-FJT	
JEZ65F.2.130S	65	130	85	161.6	F.S		F-F	9	35	152	125	45	20	170	JEZ65F.2.130S-FJT	
JEZ65F.2.150S	65	150	85	181.6	F.S		F-F	9	35	172	125	45	20	190	JEZ65F.2.150S-FJT	
JEZ65F.2.175S	65	175	85	206.6	F.S		F-F	9	35	197	125	45	20	215	JEZ65F.2.175S-FJT	
JEZ65F.2.200S	65	200	85	231.6	F.S		F-F	9	35	222	125	45	20	240	JEZ65F.2.200S-FJT	

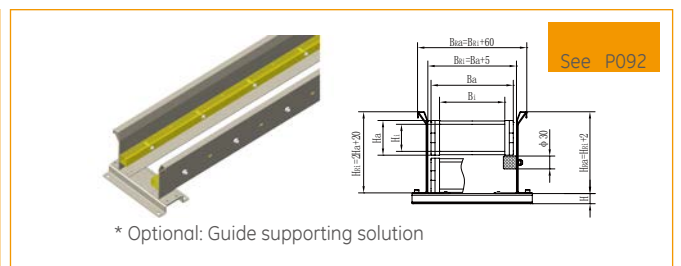
(unit: mm)

Note: F.S Enclosed open of both side, F-F: enclosed type bracket, Different serial number indicates the difference rank type of fixing holes

#### Fix bracket type and parameters (See table)



F-F type bracket



See P092

#### Order Example

Sample: inner height 65mm, inner width 50mm, radius 125mm, length 13 links/1 meter

Chain JEZ65F.2.50S R125 1000mm /13 Links (Physical length: ± 2mm)

Bracket JEZ65F.2.50S-FJT 1 (Set)

Accessories 1 vertical shim/1 horizontal shim can be mounted in every link