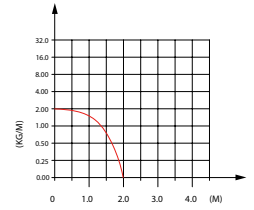
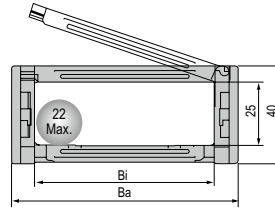


JN25Q.1.W

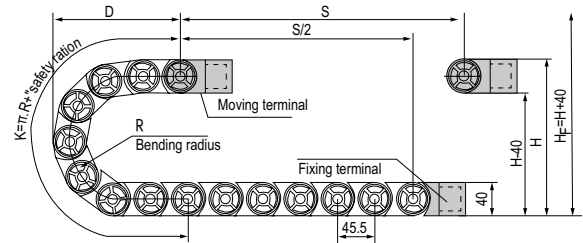
Series of JN25Q.1.W-Bridge type exterior opening

JFLO[®]



◎ Suitable for 22mm or less of cable.

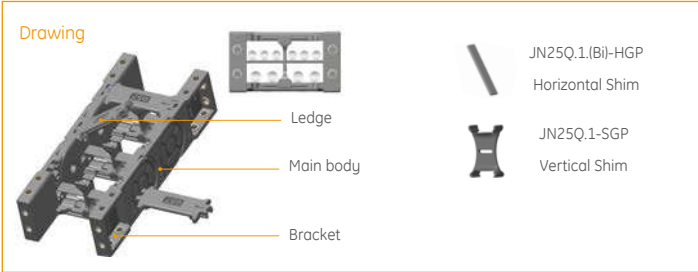
Basic technical data



Pitch=45.5mm,link per meter=22,length of chain=S/2+K,S=stroke.K= π .R+\"safety ration\"

R	55	75	100	125	150	175	200	225
H	150	190	240	290	340	390	440	490
D	121	141	166	191	216	241	266	291
K	276	368	414	506	598	644	736	828

Actual mounting height:H_f=H+40mm(load 2kg/m)

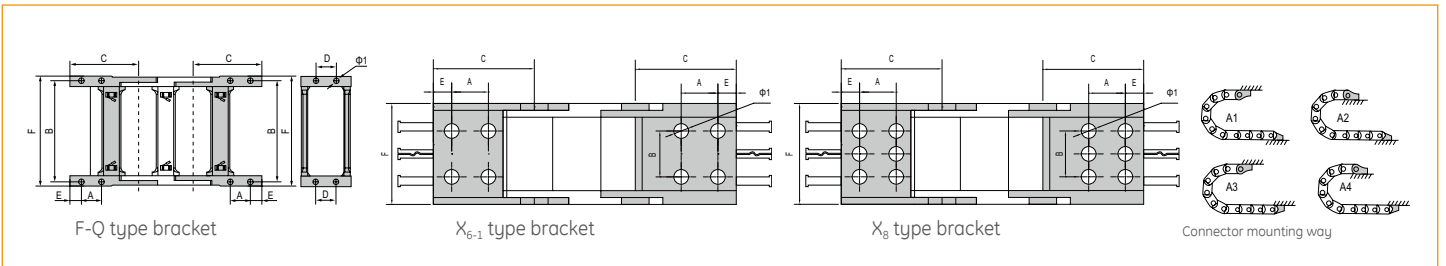


Cable Chain No.	Hi	Bi	Ha	Ba	Styles	Bending radius R	Bracket type and parameters						Bracket No.		
							Applicable bracket type	Bore diameter φ1	(mm) hole distance						
									A	B	C	D		E	F
JN25Q.1.38W	25	38	40	58	Q.W	55,75,100,125,150,175,200,225	X ₆₋₁	6.5*10	24	24	60	9.5	58	JN25Q.1.38W-XJT	
JN25Q.1.57W	25	57	40	77	Q.W		X ₆₋₁	4.5	16	50	65	16	10	62	JN25Q.1.38W-FJT
JN25Q.1.77W	25	77	40	97	Q.W		X ₆₋₁	6.5*10	24	45	60	9.5	77	JN25Q.1.57W-XJT	
JN25Q.1.103W	25	103	40	123	Q.W		X ₆₋₁	4.5	16	69	65	16	10	81	JN25Q.1.57W-FJT
							X ₈	6.5*10	24	65	60	9.5	97	JN25Q.1.77W-XJT	
							X ₈	4.5	16	89	65	16	10	101	JN25Q.1.77W-FJT
							X ₈	6.5*10	24	84	60	9.5	123	JN25Q.1.103W-XJT	
							X ₈	4.5	16	115	65	16	10	127	JN25Q.1.103W-FJT

unit: mm

Note: Q,W Bridge type exterior opening,F-Q: bridge type square bracket,Different serial number indicates the difference rank type of fixing holes

Fix bracket type and parameters (See table)



* Optional: Guide supporting solution 详见 See P092

Order Example

Sample: inner height 25mm, inner width 25mm, radius 55mm, length 22 links/1 meter

Chain JN25Q.1.25W R55 1000mm /22 Links (Physical length: ± 2mm)

Bracket JN25Q.1.25W-FJT 1 (Set)

Accessories 1 vertical shim/1 horizontal shim can be mounted in every link