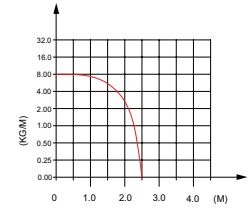
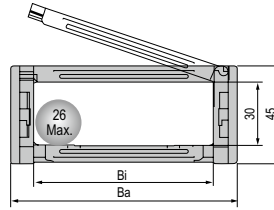


# JN30F.1.W

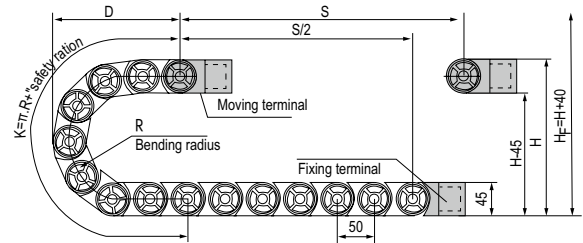
Series of JN30F.1.W-Enclosed type exterior opening

**JFLO**<sup>®</sup>



◎ Suitable for 26mm or less of cable.

## Basic technical data

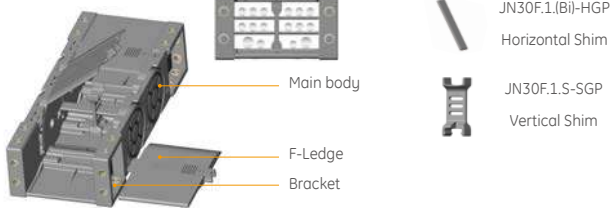


Pitch=50mm,link per meter=20,length of chain=S/2+K,S=stroke.K=π .R+\"safety ration\"

R	75	100	125	150	200	225	350
H	195	245	295	345	445	495	745
D	148	173	198	223	273	298	423
K	350	450	500	600	750	850	1200

Actual mounting height:H<sub>f</sub>=H+40mm(load 7kg/m)

## Drawing

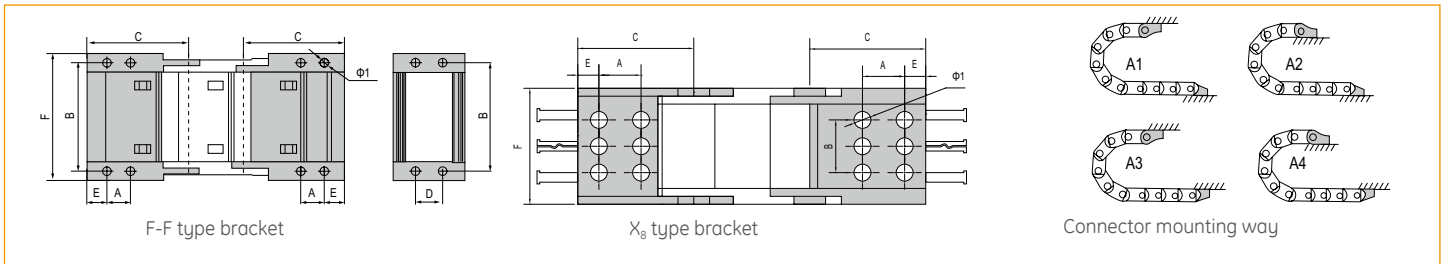


Cable Chain No.	Hi	Bi	Ha	Ba	Styles	Bending radius R	Bracket type and parameters								
							Applicable bracket type	Bore diameter Φ1	(mm) hole distance						Bracket No.
									A	B	C	D	E	F	
JN30F.1.38W	30	38	45	60	F.W	75,100,125,150,200,225,350	F-F	5.5	18	52	72.5	18	12	64	JN30F.1.38W-FJT
JN30F.1.57W	30	57	45	79	F.W		F-F	5.5	18	71	72.5	18	12	83	JN30F.1.57W-FJT
JN30F.1.77W	30	77	45	99	F.W		F-F	5.5	18	91	72.5	18	12	103	JN30F.1.77W-FJT
JN30F.1.103W	30	103	45	125	F.W		X <sub>b</sub>	6.5*12.5	24	84	65	9.5	125	JN30F.1.103W-XJT	
						F-F	6.5*8	18	117	72.5	18	129	JN30F.1.103W-FJT		

unit: mm

Note: F.W Enclosed type exterior opening,F-F: enclosed type bracket,Different serial number indicates the difference rank type of fixing holes

## Fix bracket type and parameters (See table)



\* Optional: Guide supporting solution See P092

## Order Example

Sample: inner height 30mm, inner width 38mm, radius 75mm, length 20 links/1 meter

Chain JN30F.1.38W R75 1000mm /20 Links (Physical length: ± 2mm)

Bracket JN30F.1.38W-FJT 1 (Set)

Accessories 1 vertical shim/1 horizontal shim can be mounted in every link