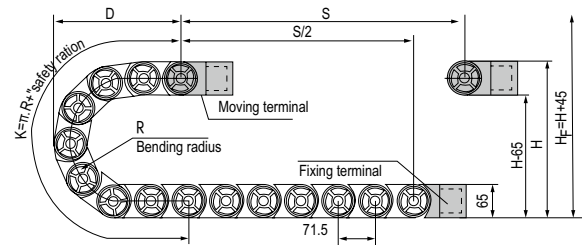


◎ Suitable for 40mm or less of cable.

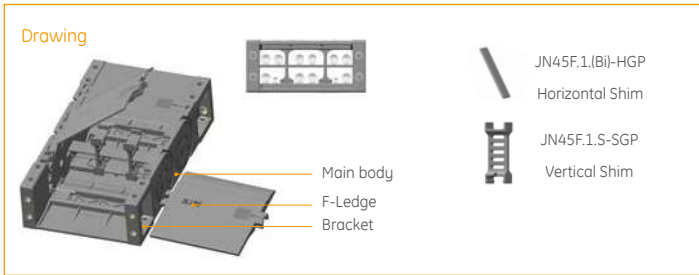
Basic technical data



Pitch=71.5mm,link per meter=14,length of chain=S/2+K,S=stroke.K=π·R·"safety ration"

	R	125	150	200	250	300
H	315	365	465	580	680	
D	229	254	304	374	424	
K	572	643	786	1008	1176	

Actual mounting height:H_f=H+45mm(load 30kg/m)

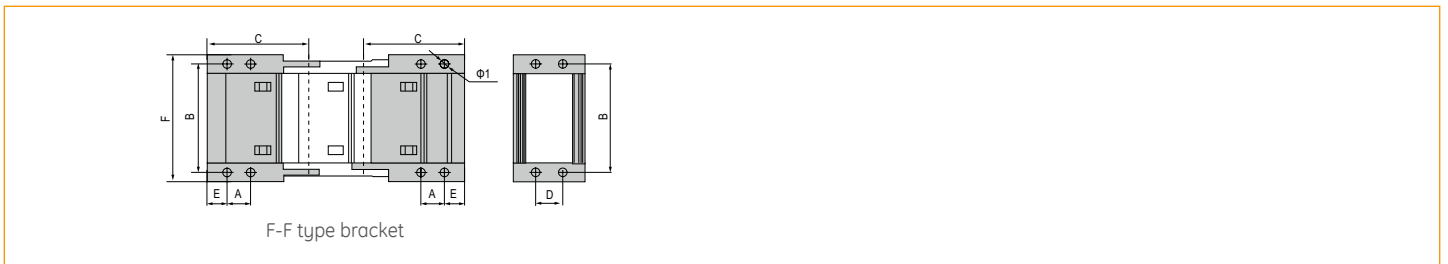


Cable Chain No.	Hi	Bi	Ha	Ba	Styles	Bending radius R	Bracket type and parameters								
							Applicable bracket type	Bore diameter Φ1	(mm) hole distance						Bracket No.
									A	B	C	D	E	F	
JN45F.1.75W	45	75	65	105	F.W	125 150,200 250,300	F-F	6	22	91	99	22	15	107	JN45F.1.75W-FJT
JN45F.1.100W	45	100	65	130	F.W		F-F	6	22	116	99	22	15	132	JN45F.1.100W-FJT
JN45F.1.125W	45	125	65	155	F.W		F-F	6	22	141	99	22	15	157	JN45F.1.125W-FJT
JN45F.1.150W	45	150	65	180	F.W		F-F	6	22	166	99	22	15	182	JN45F.1.150W-FJT
JN45F.1.175W	45	175	65	205	F.W		F-F	6	22	191	99	22	15	207	JN45F.1.175W-FJT
JN45F.1.200W	45	200	65	230	F.W		F-F	6	22	216	99	22	15	232	JN45F.1.200W-FJT

unit: mm

Note: F.W Enclosed type exterior opening, F-F: enclosed type bracket, Different serial number indicates the difference rank type of fixing holes

Fix bracket type and parameters (See table)



* Optional: Guide supporting solution See P092

Order Example

Sample: inner height 45mm, inner width 50mm, radius 125mm, length 14 links/1 meter
 Chain JN45F.1.50W R125 1000mm /14 Links (Physical length: ± 2mm)
 Bracket JN45F.1.50W-FJT 1 (Set)
 Accessories 1 vertical shim/1 horizontal shim can be mounted in every link