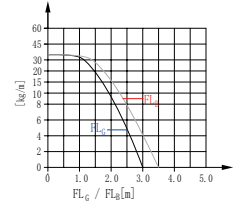
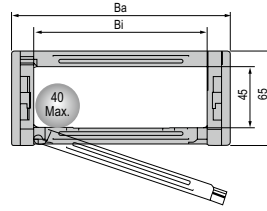


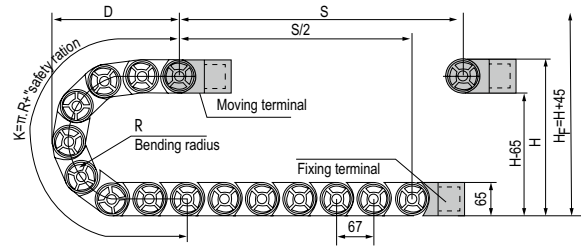
# JN45F.2.N

Series of JN45F.2.N-Enclosed type interior opening



◎ Suitable for 40mm or less of cable.

## Basic technical data



Pitch=67mm, link per meter=15, length of chain=S/2+K, S=stroke.  $K = \pi \cdot R + \text{"safety ration"}$

R	75	100	125	150	175	200	250	300
H	215	265	315	365	415	465	565	665
D	175	200	225	250	275	300	350	400
K	402	469	536	670	737	804	938	1139

Actual mounting height:  $H_f = H + 45\text{mm}$  (load 30kg/m)

**Drawing**

JN45F.2.N-SGP  
Vertical Shim

Main body  
F-Ledge  
Bracket

Cable Chain No.	Hi	Bi	Ha	Ba	Styles	Bending radius R	Bracket type and parameters								
							Applicable bracket type	Bore diameter $\phi 1$	(mm) hole distance						Bracket No.
A	B	C	D	E	F										
JN45F.2.100N	45	100	65	128	F.N	75,100,125 150,175,200 250,300	F-F	6	22.5	116	90	22	15	132	JN45F.2.100N-FJT

unit: mm

Note: N indicates that the interior opening

## Fix bracket type and parameters (See table)

F-F type bracket



\* Optional: Guide supporting solution See P092

## Order Example

Sample: inner height 45mm, inner width 100mm, radius 75mm, length 15 links/1 meter

Chain JN45F.2.100N R75 1000mm / 15 Links (Physical length:  $\pm 2\text{mm}$ )

Bracket JN45F.2.100N-FJT 1 (Set)

Accessories 1 vertical shim/1 horizontal shim can be mounted in every link