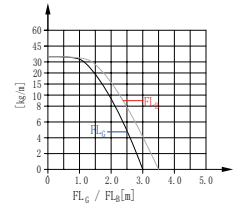
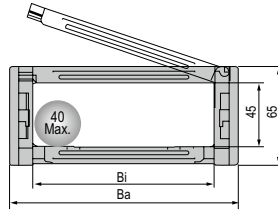


JN45Q.1.W

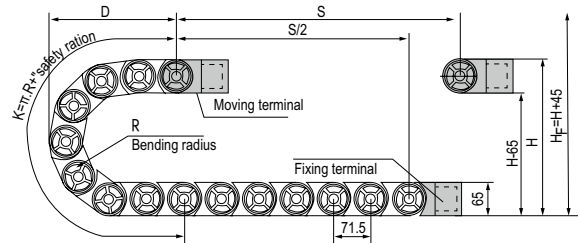
Series of JN45Q.1.W-Bridge type exterior opening

JFLO[®]



◎ Suitable for 40mm or less of cable.

Basic technical data

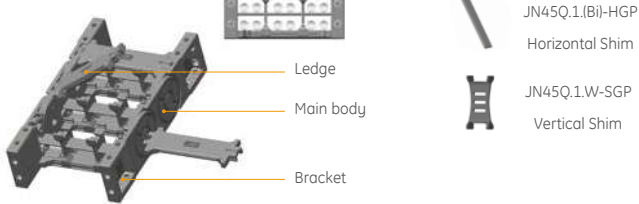


Pitch=71.5mm,link per meter=14,length of chain=S/2+K,S=stroke.K=π .R+ "safety ration"

	R	100	125	150	200	250	300
H	265	315	365	465	580	680	
D	204	229	254	304	374	424	
K	500	572	643	786	1008	1176	

Actual mounting height:H_f=H+45mm(load 30kg/m)

Drawing



Cable Chain No.	Hi	Bi	Ha	Ba	Styles	Bending radius R	Bracket type and parameters								
							Applicable bracket type	Bore diameter Φ1	(mm) hole distance						Bracket No.
									A	B	C	D	E	F	
JN45Q.1.50W	45	50	65	80	Q.W	100,125 150,200 250,300	F-Q	6	22	66	99	22	15	82	JN45Q.1.50W-FJT
JN45Q.1.75W	45	75	65	105	Q.W		F-Q	6	22	91	99	22	15	107	JN45Q.1.75W-FJT
JN45Q.1.100W	45	100	65	130	Q.W		F-Q	6	22	116	99	22	15	132	JN45Q.1.100W-FJT
JN45Q.1.125W	45	125	65	155	Q.W		F-Q	6	22	141	99	22	15	157	JN45Q.1.125W-FJT
JN45Q.1.150W	45	150	65	180	Q.W		F-Q	6	22	166	99	22	15	182	JN45Q.1.150W-FJT
JN45Q.1.175W	45	175	65	205	Q.W		F-Q	6	22	191	99	22	15	207	JN45Q.1.175W-FJT
JN45Q.1.200W	45	200	65	230	Q.W		F-Q	6	22	216	99	22	15	232	JN45Q.1.200W-FJT
JN45Q.1.250W	45	250	65	280	Q.W		F-Q	6	22	266	99	22	15	282	JN45Q.1.250W-FJT

unit: mm

Note: Q,W Bridge type exterior opening,F-Q: bridge type square bracket,Different serial number indicates the difference rank type of fixing holes

Fix bracket type and parameters (See table)



F-Q type bracket

Order Example

Sample: inner height 45mm, inner width 50mm, radius 100mm, length 14 links/1 meter
 Chain JN45Q.1.50W R100 1000mm /14 Links (Physical length: ± 2mm)
 Bracket JN45Q.1.50W-FJT 1 (Set)
 Accessories 1 vertical shim/1 horizontal shim can be mounted in every link



* Optional: Guide supporting solution See P092