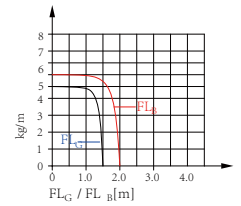
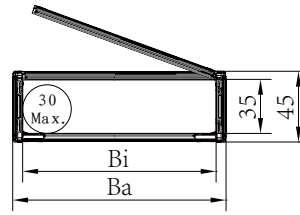


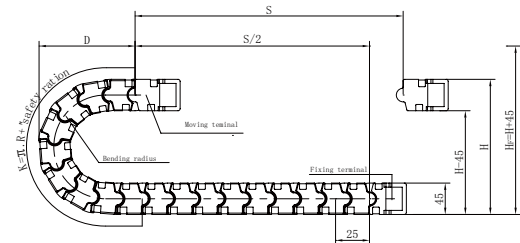
JY35Q.1.W

Series of JY35Q.1.W-Bridge type exterior opening



◎ Suitable for 30mm or less of cable.

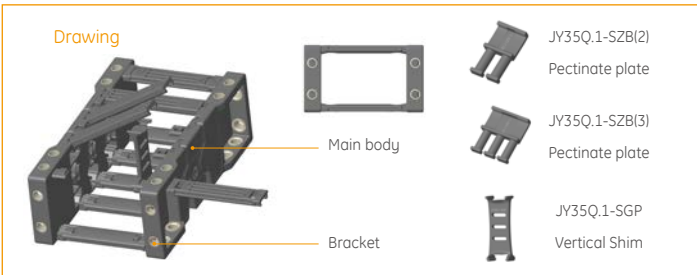
Basic technical data



Pitch=25mm, link per meter=40, length of chain=S/2+K, S=stroke. $K = \pi \cdot R + \text{"safety ration"}$

	R	55	75	100	125	150	200
H	155	195	245	295	345	445	
D	104	124	149	174	199	249	
K	234	312	390	468	546	702	

Actual mounting height: $H_f = H + 45\text{mm}$



Cable Chain No.	Hi	Bi	Ha	Ba	Styles	Bending radius R	Bracket type and parameters								
							Applicable bracket type	Bore diameter $\phi 1$	(mm) hole distance						Bracket No.
									A	B	C	D	E	F	
JY35Q.1.25W	35	25	45	48	Q,W	55,75,100, 125,150,200	F-Q	5.5	37	58	12.5	48	JY35Q.1.25W-FJT		
JY35Q.1.38W	35	38	45	61	Q,W		F-Q	5.5	50	58	12.5	61	JY35Q.1.38W-FJT		
JY35Q.1.50W	35	50	45	73	Q,W		F-Q	5.5	62	58	12.5	73	JY35Q.1.50W-FJT		
JY35Q.1.57W	35	57	45	80	Q,W		F-Q	5.5	69	58	12.5	80	JY35Q.1.57W-FJT		
JY35Q.1.75W	35	75	45	98	Q,W		F-Q	5.5	87	58	12.5	98	JY35Q.1.75W-FJT		
JY35Q.1.77W	35	77	45	100	Q,W		F-Q	5.5	89	58	12.5	100	JY35Q.1.77W-FJT		
JY35Q.1.100W	35	100	45	123	Q,W		F-Q	5.5	112	58	12.5	123	JY35Q.1.100W-FJT		
JY35Q.1.103W	35	103	45	126	Q,W		F-Q	5.5	115	58	12.5	126	JY35Q.1.103W-FJT		
JY35Q.1.125W	35	125	45	148	Q,W		F-Q	5.5	137	58	12.5	148	JY35Q.1.125W-FJT		

(unit: mm)

Note: Q,W Bridge type exterior opening; X: oblique bracket; Different serial number indicates the difference rank type of fixing holes

Fix bracket type and parameters (See table)



Order Example

Sample: inner height 35mm, inner width 25mm, radius 55mm, length 40 links/1meter

Chain JY35Q.1.25W R55 1m /40 Links (Physical length: $\pm 2\text{mm}$)

Bracket JY35Q.1.25W-FJT 1 (Set)

Accessories